


HOW TO USE SPARKWEB

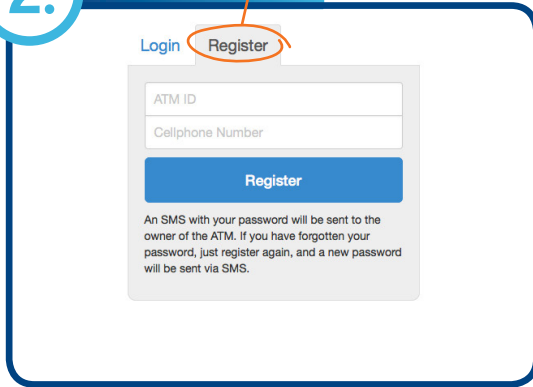


1. Visit us



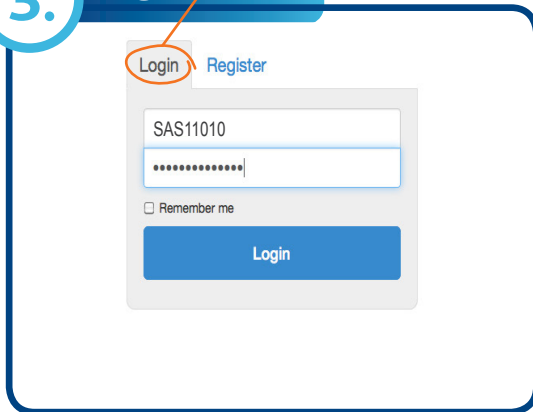
Visit www.sparkatm.co.za and click on the SPARKWEB tab on the menu bar of our homepage.

2. Register



Register for SPARKWEB which takes 30 seconds. Simply enter your ATMs terminal ID (SAS + 5 digits) and the business owner's cellular telephone number. Your SPARKWEB login details will then be sent to the business owner via SMS.

3. Login



Login as often as you like from wherever you like. Simply enter your ATM terminal ID and password. SPARKWEB can be accessed through your laptop, PC or mobile device.